



## Z9J : LOOMS (For optional racing loom)





REF	PART NUMBER	QTY	DESCRIPTION
1	3Z9J82142G	1	Engine loom
2	3Z9S82141L	1	Cell loom
3	BCSP6534NA	1	Trunk loom
4	BCSP563894	1	Cylinder head / body ground cable
5	BCSP563896	2	SRA engine ECU ground cable
6	3Z9S82145C	1	Starter / circuit breaker loom
7	3Z9J82154A	1	Oil temp sensor
8	3Z9S82147C	1	External circuit breaker loom
9	3Z9J82146B	1	Alternator / starter power loom
10	3Z9J82144D	1	Battery / circuit breaker loom
11	PS93012A10	7	M6 silent block
12	3Z1C62894A	1	SRA Engine ECU mounting
13			
14			
15			

## LOOMS ASSEMBLY




Check pictures to know looms location in the body.

**!!!Pay a lot attention about quality of grounds, and conductivity !!!**










Check pictures  
to know looms  
location in the  
body.

**!!!Pay a lot  
attention about  
quality of  
grounds, and  
conductibility !!!**









Check pictures  
to know looms  
location in the  
body.

**!!!Pay a lot  
attention about  
quality of  
grounds, and  
conductibility !!!**







A

Check pictures  
to know looms  
location in the  
body.

**!!!Pay a lot  
attention about  
quality of  
grounds, and  
conductibility !!!**



A

Check pictures  
to know looms  
location in the  
body.

**!!!Pay a lot  
attention about  
quality of  
grounds, and  
conductibility !!!**





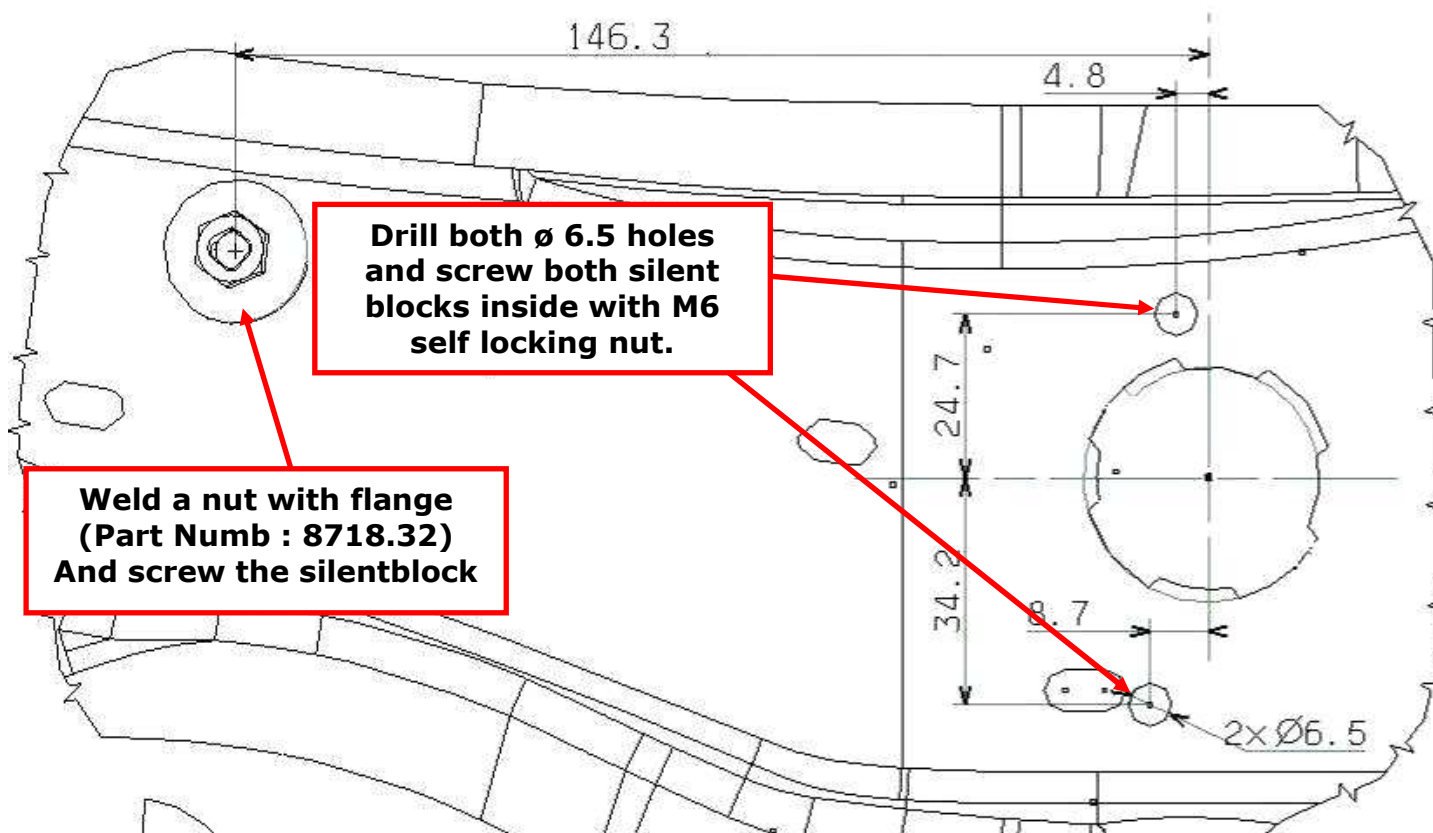
**POWER STEERING ECU LOCATION / FIXATION** *(For optional racing loom)*

A

With the racing loom, the power steering ECU is located below the brake master vac.

Follow instructions below to fit it, with silentblock (part numb PS93012A10 x 3) to isolate it from car vibrations :







**Final result and details :**



**NOTA :** Fit the power steering ECU with connectors turned in bottom way. This way, if brake fluid tank is leaking, the fluid will not fall on connectors.